

## Features

- ✧ Alarming by pressing, reset by a special key.
- ✧ Plug-in structure.
- ✧ Complies with UL38.

## Description

DC-M9204 Innovation Manual Call Point (MCP) is non-addressable. It alarms by the current caused by pressing the glass. It can be simply connected to compatible conventional fire alarm system from various manufacturers. This MCP is suitable for public places. When there is fire, pressing the glass on this MCP can send alarm signal to compatible conventional fire alarm control panel.

## Connection and Cabling

Terminals on the MCP base are shown as Fig. 1.

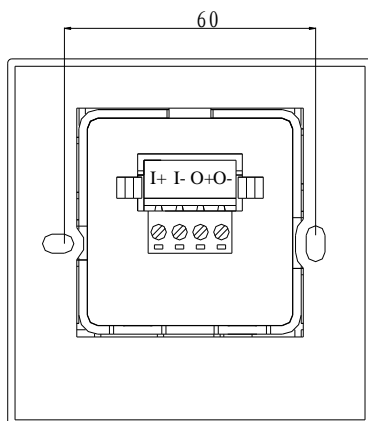


Fig. 1

I+, I-: Input signal, connecting with compatible control panel or the previous MCP.

O+, O-: Output signal, connecting with the next MCP.

### Recommended Wiring

18AWG~12AWG fire cable, subject to local codes.

### Installation

First install the back box into the wall using 4 screws, and then install the base onto the back box. Connect cables to corresponding terminals as described above. Hook the juts of the MCP body to the base, and then press the part below the glass to combine them completely.

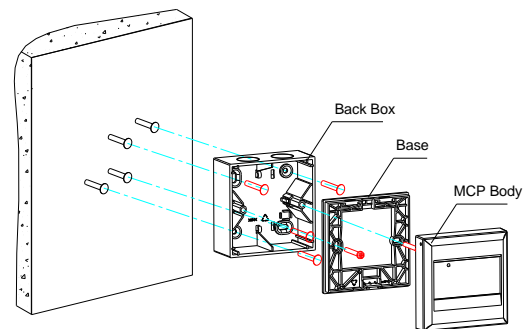


Fig. 2

## Application

- ✧ Application of the MCP is shown in Fig. 3.

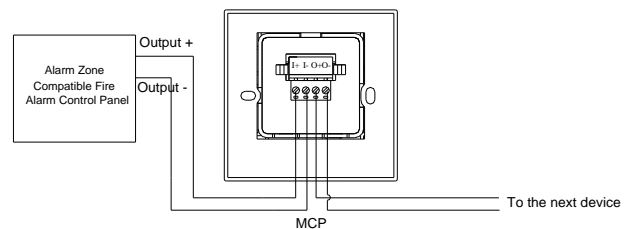


Fig. 3

**Note: The call point cannot be directly connected to 24VDC power, or its internal components may be damaged. It must be connected to a compatible power limited fire alarm control panel (28VDC/60mA max.).**

- ✧ Usage of the key

Vertically insert the key into the key-hole, and turn it clockwise, then push it with force. Turn the key back and pull it out when the glass is rebounded.

- ✧ Usage of the test tool

The test tool is used to keep continuity during commissioning or maintenance when MCP is not installed, so that cable test can be carried out easily and make the circuit completed.

## Specification

Operating Voltage	24VDC (12VDC ~28VDC)
Standby Current	0mA
Alarm Current	≤30mA(equivalent resistance is 470Ω 1/2W)
Indicator	Red. Illuminates after alarm.
Type of Initiating Part	Reusable
Initiating Mode	Pressing the glass manually
Resuming Mode	Manually resumed by a special key
Wiring	two-wire
Ingress Protection Rating	IP43
Environmental Temperature	-10°C~+50°C
Relative Humidity	≤95%, non-condensing
Material of Enclosure	ABS
Dimension (L×W×H)	87.1mm×87.1mm×58mm (with back box)
Mounting Hole Distance	60mm
Weight	About 160g (with back box)

## Limited Warranty

**GST** warrants that the product will be free from defects in design, materials and workmanship during the warranty period. This warranty shall not apply to any product that is found to have been improperly installed or used in any way not in accordance with the instructions supplied with the product. Anybody, including the agents, distributors or employees, is not in the position to amend the contents of this warranty. Please contact your local distributor for products not covered by this warranty.

This Data Sheet is subject to change without notice. Please contact GST for more information or questions.

### **Gulf Security Technology Co., Ltd.**

No. 80, Changjiang East Road, QETDZ, Qinhuangdao, Hebei, P. R. China 066004

Tel: +86 (0) 335 8502434 Fax: +86 (0) 335 8502532

[service.gst@fs.utc.com](mailto:service.gst@fs.utc.com) [www.gst.com.cn](http://www.gst.com.cn)