

Features

- ✧ Electronically addressed. The address can be modified in field.
- ✧ Alarming by pressing, reset by a special key.
- ✧ Plug-in structure.
- ✧ Complies with UL38.

Description

Connecting to the loop of GST fire alarm system, DI-M9204 Digital Manual Call Point (MCP) is suitable for public places. When there is a fire, pressing the glass on this MCP can send fire signal to fire alarm control panel. After receiving the signal, the control panel will show address information of the MCP and generate alarm sound.

Connection and Cabling

Terminals on the MCP base are shown as Fig. 1.

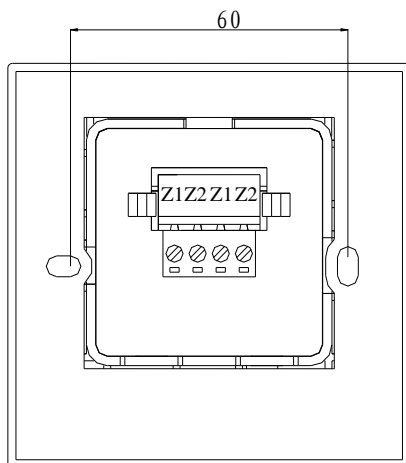


Fig. 1

Z1, Z2: Connecting with loop of the control panel, polarity-insensitive.

Recommended Cabling

18AWG~12AWG fire cable, subject to local codes.

Installation

First install the back box into the wall using 4 screws, and then install the base onto the back box. Connect cables to corresponding terminals as described above. Hook the juts of the MCP body to the base, and then press the part below the glass to combine them completely.

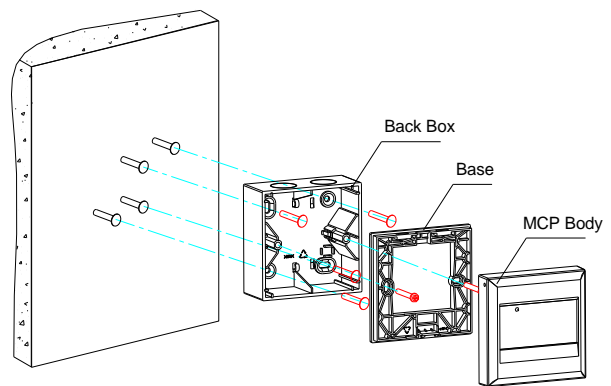


Fig. 2

Application

- ✧ Application of the MCP is shown in Fig. 3.

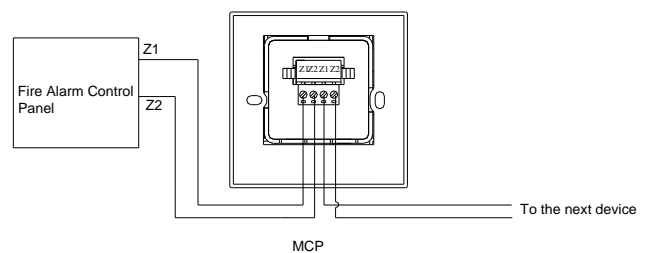


Fig. 3

- ✧ The MCP should be programmed using P-9910B programmer. Please refer to P-9910B Hand Held Programmer Installation and Operation Manual.
- ✧ Z1 and Z2 are to be connected with the loop of fire alarm control panel.
- ✧ Usage of the key

Vertically insert the key into the key-hole, and turn it clockwise, then push it with force. Turn the key back and pull it out when the glass is rebounded.

- ✧ Usage of the test tool

The test tool is used to keep continuity during commissioning or maintenance when MCP is not installed, so that cable test can be carried out easily and make the circuit completed.

Specification

Operating Voltage	Loop 24V (16V~28V)
Standby Current	≤0.6mA
Alarm Current	≤1.8mA
Indicator	Red. Flashes every 3s normally. Steadily Illuminates after alarm.
Type of Initiating Part	Reusable
Initiating Mode	Pressing the glass manually
Resuming Mode	Manually resumed by a special key
Programming Mode	Electronically addressed
Address Range	Occupying one address, selectable within 1~242.
Wiring	Polarity-insensitive two-wire
Ingress Protection Rating	IP43
Environmental Temperature	-10℃~+50℃
Relative Humidity	≤95%, non condensing
Material of Enclosure	ABS
Dimension (L×W×H)	87.1mm×87.1mm×58mm (with back box)
Mounting Hole Distance	60mm
Weight	About 160g (with back box)

Accessories and Tools

Model	Name	Remarks
P-9910B	Handheld Programmer	Order separately

Limited Warranty

GST warrants that the product will be free from defects in design, materials and workmanship during the warranty period. This warranty shall not apply to any product that is found to have been improperly installed or used in any way not in accordance with the instructions supplied with the product. Anybody, including the agents, distributors or employees, is not in the position to amend the contents of this warranty. Please contact your local distributor for products not covered by this warranty.

This Data Sheet is subject to change without notice. Please contact GST for more information or questions.

Gulf Security Technology Co., Ltd.

No. 80, Changjiang East Road, QETDZ, Qinhuangdao, Hebei, P. R. China 066004

Tel: +86 (0) 335 8502434 Fax: +86 (0) 335 8502532

service.gst@fs.utc.com www.gst.com.cn