

Features

- ✧ Electronically addressed. The address is programmable in field.
- ✧ The built-in microprocessor processes messages intelligently.
- ✧ Insulation technology for input signal, good anti-interference ability.
- ✧ Fault and active indicators available.
- ✧ Cable checking.
- ✧ Plug-in structure.
- ✧ Standards:UL864, NFPA[70,72]

Description

I-M9300 Addressable Input Module can receive normally open contact signal from field devices and transmit the action signal to fire alarm control panel (FACP). In case the input loop is broken, the module is able to transmit the fault information to the FACP, and the FACP will then display the address of the module.

Connection and Cabling

Fig. 1 shows terminals on the module.

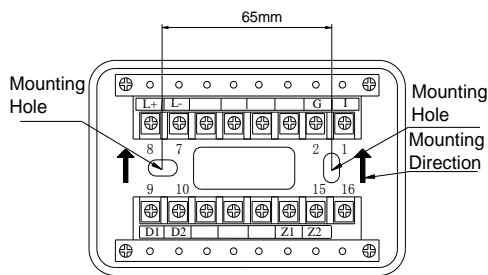


Fig. 1

Z1,Z2:Connecting with loop of FACP, polarity-insensitive.

I,G: Two-wire input.

D1,D2, L-,L+: Reserve for future use.

Recommended Cabling

17AWG~14AWG (maximum 14AWG) fire cable, subject to local codes.

Installation

The module is simply plugged onto the base after corresponding terminals are connected. If the cable conduit is on the surface of the wall, B-9310 Back Box is available (Fig. 2).

Note the upward arrow for mounting direction (Fig. 1).

Application

Address and working mode of the module can be set through GST programmer, refer to *P-9910B Hand Held Programmer Installation and Operation Manual* for specific operation. Working mode is defaulted to two-wire mode (2) in field.

The wiring diagram is shown in Fig. 3. A 0.25W/4.7kΩ end of line resistor must be connected to the device to Terminal I, G of the module.

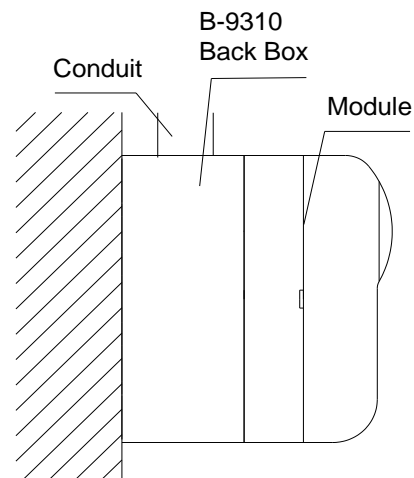



Fig. 2

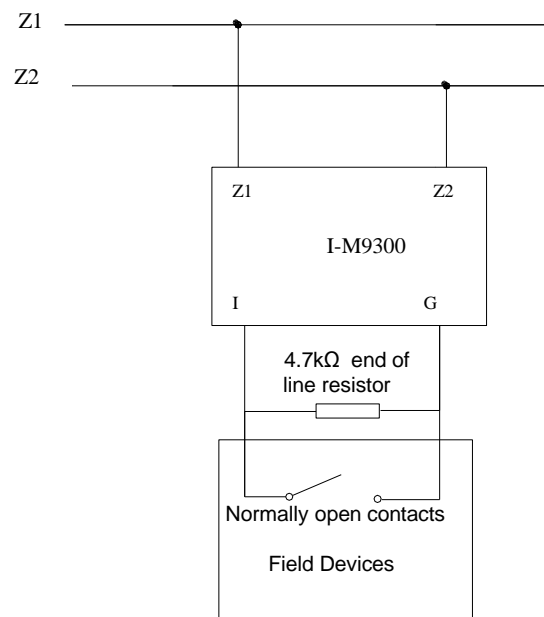


Fig. 3

Specification

Operating Voltage	Signal Loop: 24V(16V~28V)
Standby Current	Loop≤2mA
Action Current	Loop≤3mA
Programming Method	Electronically addressed
Code Range	One address within 1~242.
Indicators	Active Indicator: Red, flashes when polling. Illuminates in active state or in fire alarm. Fault Indicator: Yellow, illuminates in fault.
Ingress Protection Rating	IP30
Operating Temperature	0°C~+49°C (For indoor use / dry locations)
Relative Humidity	≤93%, non condensing
Material of Enclosure	ABS
Dimension (L×W×H)	120mm×80mm×43mm (with base)
Weight	About 200g (with base)

Accessories and Tools

Model	Name	Remark
P-9910B	Hand Held Programmer	Order separately
B-9310	Back Box	Order separately

Limited Warranty

GST warrants that the product will be free of charge for repairing or replacing from defects in design, materials and workmanship during the warranty period. This warranty does not cover any product that is found to have been improperly installed or used in any way not in accordance with the instructions supplied with the product. Anybody, including the agents, distributors or employees, is not in the position to amend the contents of this warranty. Please contact your local distributor for products not covered by this warranty.

This Data Sheet is subject to change without notice. Please contact GST for more information or questions.

Gulf Security Technology Co., Ltd.

No. 80, Changjiang East Road, QETDZ, Qinhuangdao, Hebei, P. R. China 066004

Tel: +86 (0) 335 8502434 Fax: +86 (0) 335 8502532

service.gst@fs.utc.com www.gst.com.cn