

DC-9103E

Conventional Rate of Rise and Fixed Temperature Heat Detector



Description

DC-9103E is Conventional Rate of Rise and Fixed Temperature Heat Detector, can build up fire alarm system together with fire alarm panel and other alarm devices. The detector shows fire alarm by the LED indicator and transmits the signal to the FACP.

Features and Benefits

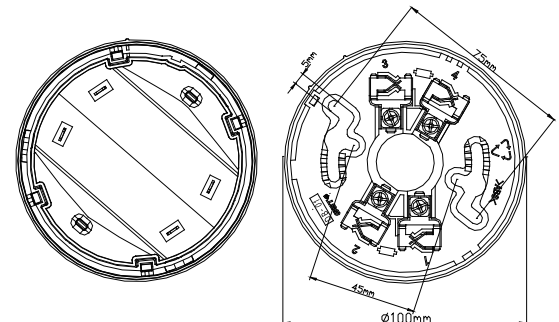
- Self-diagnostic
- Reed switch test
- Fire LED allows 360° viewing
- Possible to switch off polling LED
- Remote indicator output
- 3 classes programmable
- LPCB approved at EN54-5

Certificates and Compliance

- Standards: EN54-5
- Certifications: LPCB

Terminals and Installation Holes

Below figures show the detector bottom and terminals of the base.



There are four terminals with marks on the base.

- 1: Positive IN
- 2: Positive OUT
- 3: Negative IN and OUT
- 4: Positive terminal of remote indicator
- 4: Negative terminal of remote indicator

The base is suitable to be installed onto standard European embedded back box, with hole-distance 45mm to 75mm.

Recommended Cabling

1.0mm² or above fire cable is recommended, but subject to local codes.

Application

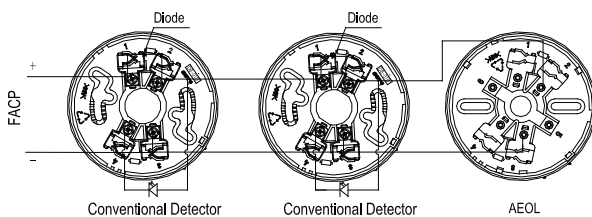
Detection sensitivities and LED status can be set through P-9910B programmer. Below table shows relative codes for sensitivity levels and working modes. Factory defaults at A1R, LED on.

Sensitivity Codes

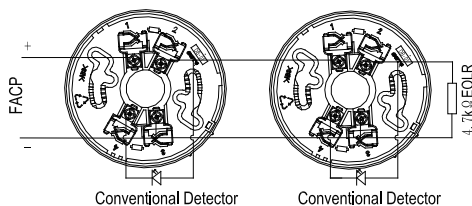
Parameter	Class	Polling LED Status
2	A1R	ON
3	A2S	ON
5	BS	ON
130	A1R	OFF
131	A2S	OFF
133	BS	OFF

When the detector connects with conventional fire alarm control panel or addressable zone monitor unit from GST, and if DP-9907 Active End of Line Unit is connected to the end of output loop, DB-01D base should be used.

The typical connection of Active End of Line. The Active End of Line Unit is not used as the detector base, a cover should be added to it.



The typical connection of End of Line Resistor








Ordering Information and Compatible Products

Part No.	DC-9102E
Device Name	Conventional Photoelectric Smoke Detector
Product No.	10106288
Compatible Products	GST102A~GST116A Conventional Panels I-9319 Zone Monitor Module

Technical Specification

Operating Voltage	24V (16V ~ 28V)
Standby Current	≤ 60μA
Alarm Current	≤ 55mA
Indicator	Red, periodically flash once in polling when the status is set to "ON"; don't illuminate when the status is set to "OFF". Periodically flash twice in fault; illuminate in alarming.
Wiring	Polarized 2-core for Zone. Polarized 2-core for remote indicator.
Alarm Reset	Instantaneous cut-out (10s Min, 1.0VDCMax.)
Class and Setup	Classes A1R, A2S, BS
Typical Fixed Temperature	Class A1: 58°C Class A2: 62°C Class B: 77°C
Environment Temperature	Class A1: -10°C ~ +50°C Class A2: -10°C ~ +50°C Class B: -10°C ~ +65°C
Relative Humidity	≤95%, non condensing
Material of Enclosure	ABS
Ingress Protection Rating	IP2X
Dimensions	Diameter: 100mm Height: 54.5mm (with base)
Mounting Hole Distance	45mm ~ 75mm
Weight	About 110g

Accessories and Tools

	Part No.: DB-01 Device name: Standard Base Product No.: 30205764
	Part No.: DB-01D Device name: Diode Base Product No.: 20101432
	Part No.: C-9314P Device name: Remote Indicator Product No.: 10102339
	Part No.: DP-9907 Device name: Active End of Line Product No.: 10103044
	Part No.: P-9910B Device name: Handheld Programmer Product No.: 10104894