



GST116A

Conventional Fire Alarm Control Panel



Description

GST116A Conventional Fire Alarm Control Panel is designed in compliance with EN54-2 & EN54-4 standard. It's compatible with GST conventional detectors, manual call points and sounders. The panel is easy to install and operate. Control functions are enabled by a key switch. Programming functions are enabled by a key switch and an internal switch.

sounder outputs, alert or evacuate tone, with or without delay.

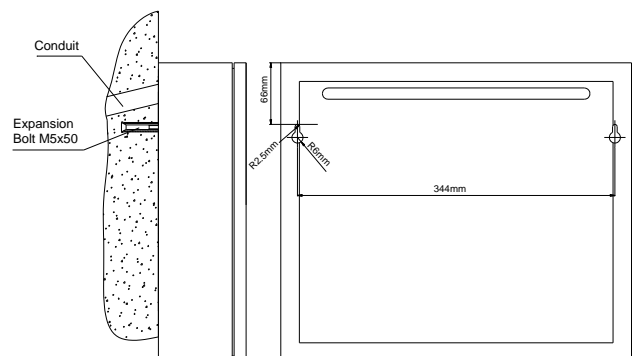
- Day/Night mode selectable.
- Different Silence/Reset/Test modes can be selected to meet local requirement.
- Three access levels settable via key control.
- Reserved repeater panel interface for fire alarm indication of multiple zones.

Features and Benefits


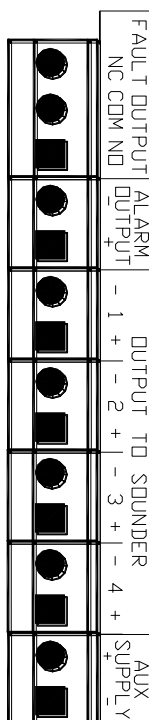
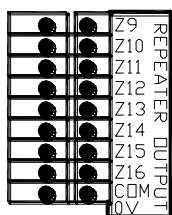
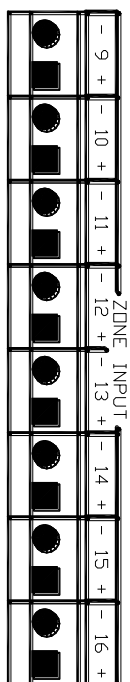
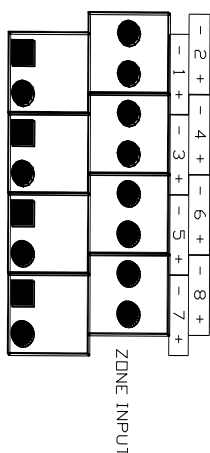
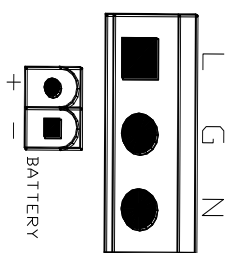
- Connecting with conventional detectors and manual call points, generating alarm in case of fire, to save human life.
- Each zone can have maximum 15 conventional detectors. Under EN54-2 standard, the total number of detectors and call points in a zone shall not exceed 32.
- Alarm output and Fault output are available for integrating into third party system.
- Integrated charger and battery management program, fully comply with latest EN54-4 standard requirement.
- Easy operation to enable/disable zones, sounder outputs and alarm output.
- Alarm Test function selectable with or without sounder notification.
- Output programmable for interlink between zones and

Installation Data

GST116A FACP is wall-mount/flush-mount combined. The surface mounting details is shown here.



Terminals



PW ON: Power supply positive terminal for repeater, 24VDC
 COM 0V: Power supply negative terminal for repeater
 COM DIS: Disablement terminal for repeater, OC type
 COM DAY: Day mode terminal for repeater, OC type
 COM FIRE: Fire alarm terminal for repeater, OC type
 COM FLT: Fault terminal for repeater, OC type
 Z1~Z16: Zone indication terminals of repeater for Zone 1 to 16, OC type (Z9 ~ Z16 on the expansion board)
 AUX SUPPLY (+, -): Auxiliary power terminal, 24VDC (18 - 26), 20mA capacity for standby, 500mA for alarm
 FAULT OUTPUT (NO, COM, NC): Fault output terminal, 1A/24VDC
 ALARM OUTPUT (+, -): Alarm output terminal, EOLR 4.7kΩ, 300mA/24VDC, can be set NO/NC
 OUTPUT TO SOUNDER (1~4): Sounder output terminals, EOLR 4.7kΩ, 300mA/24VDC, can be set NO/NC
 DAY MODE: Day/night mode conversion terminals, NO
 EVAC INPUT: For remote operation of EAVC, NO
 SILENCE INPUT: For remote operation of silence, NO
 RESET INPUT: For remote operation of reset, NO
 BATTERY (+, -): Battery terminals
 L, G, N: Mains input terminals
 ZONE INPUT (1~ 16): Zone 1 to 16 terminals for detectors (Z9 ~ Z16 on the expansion board)

Cable Requirement

* All cables should be fire rated and follow local codes.

Zone: Minimum 1.0mm², ideally 1.5mm², Maximum 1000 meters

Sounder Output: Minimum 1.0mm², ideally 1.5mm², Maximum 1000 meters

Alarm Output: Minimum 1.0mm², ideally 1.5mm², Maximum 1000 meters

Fault Output: Minimum 1.0mm², ideally 1.5mm², Maximum 1000 meters

Remote Connections: Minimum 0.5mm²

Repeater Connections: Maximum 0.5mm²

Certificates and Compliance

- Standards: CE / CPD / EN54-2 / EN54-4
- Certifications: LPCB
- BS5839-1 Compliant
- WEEE & RoHS Compliant

Technical Specification

Primary Supply	220/230VAC ± 15% , 50/60Hz
AC Current	0.35A
Standby Power	7AH/24VDC
Max. Battery Resistance	0.7 Ω
Zone Quantity	16
Device Capacity	15 detectors per zone (with AEOL) 40 detectors per zone (with EOLR)
End of Line for zone	AEOL (active end of line) or EOLR (0.5Watt/4.7kΩ)
End of Line for others	EOLR (0.5Watt/4.7kΩ) Sounder output, Alarm output
Protection	IP30
Standard	EN61000-6-3 EN61000-3-2 EN61000-3-3 EN50130-4 EN54 part 2 and part 4
Approval	LPCB
Operating Environment	0 °C ~ +40 °C ≤95%, non condensing
Dimensions	380mm(W)x320mm(H)x103mm(D)

Order Information

Part No.	GST116A
Device Name	Conventional Fire Alarm Control Panel
Order Code	2004369

Compatible Devices

GST-RP16 Repeater Panel
 DC-910xE Series Conventional Detectors
 C-910x Series Conventional Detectors
 DC-9204E Conventional Manual Call Point
 C-940x Series Conventional Sounders and Strobes

Accessories



Part No.: RB116A
 Device name: Relay Board
 Order Code: 3711736



Part No.: P-9907
 Device name: Active End of Line
 Order Code: 2712406



Part No.: DP-9907
 Device name: Active End of Line
 Order Code: 2713044